


HRV DESCRIPTION

Model	Dimensions H x W x D (in)	Airflow CFM (L/s)			Apparent Sensible Effectiveness (ASE) @0°C (32°F)	Sensible Recovery Efficiency (SRE) @0°C (32°F)	ENERGY STAR Certified	Performance Highlights
		.2 (50 PA)	.3 (75 PA)	.4 (100 PA)				
155 MAX 2019*	Recirculating Defrost 18.75 x 33.62 x 14.75	159 (75)	148 (70)	140 (66)	84% 64 CFM (30 L/s)	75% 64 CFM (30 L/s)		Horizontal model with door port balancing. Featuring the high efficiency HEX core. *2019 denotes Energy Star certification, not manufacture date.
205 MAX	Recirculating Defrost 18.75 x 33.62 x 15	193 (91)	182 (86)	172 (81)	85% 64 CFM (30 L/s)	76% 64 CFM (30 L/s)		Top port design for flexible installations with door port balancing featuring the high efficiency HEX core.
267 MAX	Recirculating Defrost 18.75 x 33.62 x 15	273 (129)	267 (126)	261 (123)	80% 64 CFM (30 L/s)	75% 64 CFM (30 L/s)		Highest airflow available in a single core EC Motor powered HRV. Offers maximum heat recovery and efficiency. Ideal for large custom homes and fully dedicated installations.
195 DCS	Damper Defrost 18.75 x 49 x 14.75	210 (99)	195 (92)	176 (83)	86% 114 CFM (54 L/s)	81% 64 CFM (30 L/s)	NO	Horizontal model with 5 th port. Double core system for maximum heat recovery and energy efficiency. Side ducted.
MAX XTR	Recirculating Defrost 22 x 26 x 10	191 (90)	184 (87)	176 (83)	88% 64 CFM (30 L/s)	84% 64 CFM (30 L/s)	NO	Auto Balancing. Designed for high-rise condos, apartments and townhomes with limited mechanical space. Ceiling or wall mount. Flexible CFM operational range.


INCLUDED ACCESSORIES

DIGITAL WALL CONTROL

DXPLO3




- Auto Balance (on applicable units)
- Five speed fan setting
- Standby setting (fan speed 0)
- Electronic dehumidistat
- 20/40/60 HIGH speed override button
- Compatible with Wireless Timer
- Easy to read back-lit LCD screen
- Slim-line design
- Connect to 3-wire 20 gauge low voltage wire
- Intuitive Auto Balance feature
- Continuous motor speed adjustment to maintain user defined airflow (CFM)
- Quick Balance: adjusting only speed 5 will cause all other speeds adjust automatically
- All 5 speeds are adjustable
- Auto Balance indicator shows when the unit is actively controlling motor speeds
- Airflow is continuously measured with differential pressure readings



HANGING STRAPS

99-80-102

- Included with all MAX SERIES products
- Easy mount system enables pre-assembly on floor
- Adjustable clip simplifies leveling



Visit us at

LIFEBREATH.COM

Manufacturer reserves the right to change specifications without notice. Printed in Canada.



This product earned the ENERGY STAR seal by meeting stringent efficiency requirements set by Natural Resources Canada and the US EPA. This meets ENERGY STAR requirements only when used in Canada.



OPTIONAL TIMERS

20/40/60 MINUTE TIMER | DET01

- Initiates high speed operation for 20, 40 or 60 minutes



WIRELESS TIMER | 99-DET02

- Initiates high speed operation for 20, 40 or 60 minutes
- Estimated range of 40ft
- Compatible with Repeater (99-RX02) for extended range
- Saves on installation time and cost
- Can be surface or e-box mounted
- Includes battery



REPEATER | 99-RX02

- Extends range between wireless timer (DET02) and the main control
- Plugs directly into outlet and connects wirelessly to the control and timer

OPTIONAL ACCESSORIES



DUAL HOOD | 99-190, 99-194

- Available with 4 in. or 5 in. hoods, requires one 6 in. opening



WEATHERHOOD KITS

| 99-185, 99-186, 99-187

- Two 5 in. diameter hoods with 12 in. sleeve and collar (also available in 6 in. and 7 in.)



TECHGRILLE™

| 99-EAG4, 99-EAG5, 99-EAG6, 99-EAG8

- Fully adjustable Grille with metal compression spring clips to snap into fittings. Available in 4 in., 5 in., 6 in. or 8 in. sizes



TERMINATOR FITTINGS

| 99-TM4, 99-TM5, 99-TM6

- Suitable for wall or ceiling installations, compatible with all Lifebreath Techgrille sizes. Available in 4 in., 5 in. or 6 in. sizes



STACK HEAD ELBOW

| 99-WF4, 99-WF6

- Available in 4 in. and 6 in. Tech Grille. Fits neatly in 2 in. x 4 in. & 2 in. x 6 in. walls



KITCHEN GRILLE

| 99-10-002

- 6 in. x 10 in. hinged kitchen exhaust grille, includes one aluminum filter



6 IN. QUICK MOUNT FITTING

| 99-QM6

- Simple to install, suitable for ceiling or wall applications



6 IN. SUSPENDED CEILING FITTING

| 99-CF6

- Complements Tech Grille, ceiling wall fitting requires one 6 in. opening