


# 180 ERVD-AB

## ENERGY RECOVERY VENTILATOR



### SUPERIOR PERFORMANCE TOP CHOICE ERV

The compact design of the 180 ERVD model combined with superior performance, makes LifeBreath the top choice. Features a top port design, 5 in. duct connections and our ERV core.

- HVI Cold weather certified ERV
- Enthalpy energy exchange core
- Intelligent defrost damper motor
  - Smart damper with integrated circuit board
  - Energy-efficient DC motor
  - Power-saving standby mode
  - Integrated Ice Breaker technology
- Energy Star Certified

### ENGINEERING DATA:

#### AUTO BALANCE

DXPLO3 control allows airflow to be selected for both supply and exhaust air streams. Live air pressure measurements enable automatic and continuous adjustment of fan speeds to ensure constant user selected airflow.

#### FAULT INDICATION DISPLAY (FID)

Title 24 Compliant. A FID enabled HRV or ERV is capable of displaying error codes for certain types of faults which impact operation of the system.

#### TOTAL RECOVERY CORE

Cross-flow energy recovery core transfers heat and water vapor between two airstreams. Easily removed for cleaning or service.

#### DEFROST

Recirculating damper defrost system.

#### MOTORS AND BLOWERS

High Efficiency EC motors. Each airstream has an independent motorized impeller with multiple fan speed operation.

#### FILTERS

Washable MERV-6 air filters in exhaust and supply airstreams. Upgrade to MERV-13 option available.

#### MOUNTING

Adjustable hanging straps supplied.

#### CASE

20 gauge prepainted galvanized steel for superior corrosion resistance, insulated to prevent exterior condensation.

#### ELECTRONICS

Main control can be wall mounted in a central location. 3 wire 20 gauge (min.) 100 ft. length (max.).

### OPTIONAL ACCESSORIES:

**Dual Hood**  
99-190  
99-194



**Weather Hood**  
99-185  
99-186  
99-187



**TechGrille**  
99-EAG4  
99-EAG5  
99-EAG6  
99-EAG8



**Terminator Fitting**  
99-TM4  
99-TM5  
99-TM6



### LIFEBREATH DXPL-O3 FEATURES

5 speed fan operation on each mode	✓
2 speed fan operation (Low/High)	✓
Continuous low speed fan operation	✓
Humidity control through adjustable Dehumidistat	✓
Large digital LCD screen	✓
Continuous Ventilation	✓
Continuous Recirculation	✓
20 ON/40 OFF	✓
10 ON/50 OFF	✓
20 ON/40 Recirculation	✓
20/40/60 min. High speed override button	✓
Compatible with 99-DET02 Wireless Timer	✓
3 wire connection	✓
Auto Balance	✓

### TIMER OPTIONS

#### 99-DET01 - 20/40/60 Minute Timer

Initiates high speed ventilation for 20, 40 or 60 minutes. 3 wire connection.

#### 99-DET02 - 20/40/60 Minute Timer

Initiates high speed ventilation for 20, 40 or 60 minutes. Wirelessly connects to main control for ease of installation. 40 ft approximate range.

#### 99-RX02 - Wireless Repeater

Extends range of 99-DET02 Wireless Timers. Plugs into 120V power outlet. Wirelessly connects to main control and 99-DET02. Install at halfway point between timer and main wall control if timer is out of range.



99-DXPLO3



99-DET01



99-DET02



99-RX02

\*Recirculation features not available on fan defrost models.


180 ERVD-AB - 1223

**LIFEBREATH**  
Indoor Air Systems

www.lifebreath.com

# 180 ERVD-AB

## ENERGY RECOVERY VENTILATOR

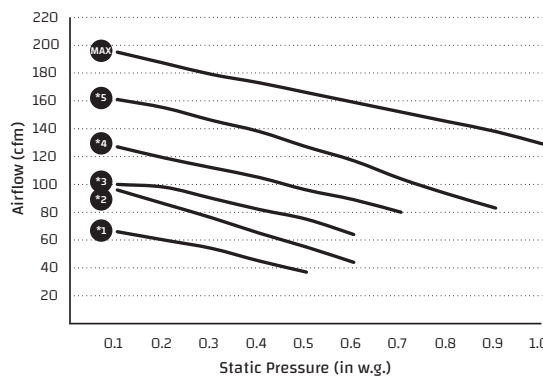


### PERFORMANCE

IN. W.G. (PA)	0.1 (25) CFM (L/s)	0.2 (50) CFM (L/s)	0.3 (75) CFM (L/s)	0.4 (100) CFM (L/s)	0.5 (125) CFM (L/s)	0.6 (150) CFM (L/s)	0.7 (175) CFM (L/s)	0.8 (200) CFM (L/s)	0.9 (225) CFM (L/s)	1.0 (250) CFM (L/s)
Net Supply Airflow	195 (92)	186 (88)	178 (84)	172 (81)	165 (78)	159 (75)	153 (72)	144 (68)	136 (64)	127 (60)
Gross Supply Airflow	197 (93)	191 (90)	182 (86)	176 (83)	170 (80)	161 (76)	155 (73)	148 (70)	140 (66)	131 (62)
Gross Exhaust Airflow	193 (91)	182 (86)	174 (82)	165 (78)	159 (75)	153 (72)	146 (69)	140 (66)	133 (63)	125 (59)

ELECTRICAL SPECIFICATIONS	
VAC @ 60Hz	120
*Watts @ 67CFM (32 L/s)	26
Amp Rating	1.86

*Sensible Effectiveness (ASE) @ 67 CFM (32 L/s)	32°F (0°C)	83%
*Sensible Efficiency (ASRE) @ 96 CFM (32 L/s)	32°F (0°C)	79%
Sensible Efficiency (SRE) @ 64 CFM (32 L/s)	32°F (0°C)	77%
Sensible Efficiency (SRE) @ 95 CFM (45 L/s)	32°F (0°C)	73%
Sensible Efficiency (SRE) @ 66 CFM (31 L/s)	13°F (-25°C)	60%
Total Efficiency (TRE) @ 66 CFM (31 L/s)	95°F (35°C)	50%



WEIGHT:  
**53 LBS (24 KG)**

SHIPPING WEIGHT:  
**56 LBS (25 KG)**

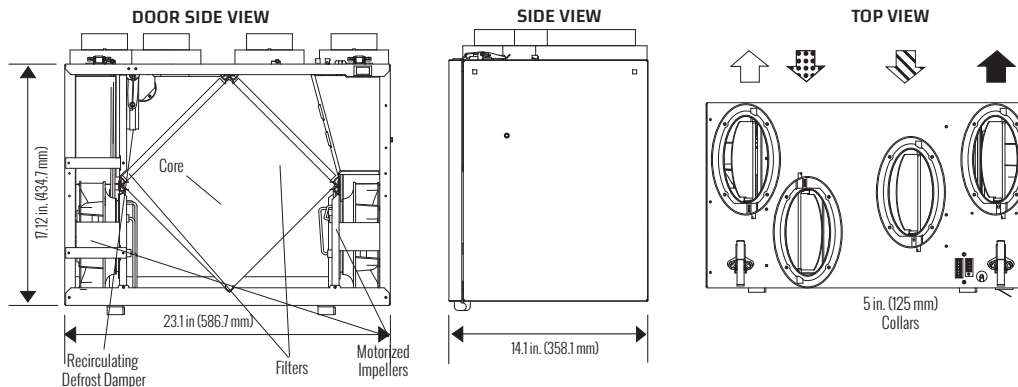
**NOTE:**  
Front clearance of 25 in. (635 mm) is recommended for servicing unit. All ducts use 5 in. (125 mm) round collars. Balancing dampers are located on all collars.

MERV 13 Upgrade: 65-192-6R

\* Not an HVI certified data point



### DIMENSIONS



#### Airflow:

- Stale Air to Outside
- Fresh Air from Outside
- Stale Air from Inside
- Fresh Air to Inside

Date: \_\_\_\_\_

Contractor: \_\_\_\_\_

Tag: \_\_\_\_\_

Supplier: \_\_\_\_\_

Project: \_\_\_\_\_ Qty: \_\_\_\_\_

Quote #: \_\_\_\_\_

Engineer: \_\_\_\_\_

Submitted By: \_\_\_\_\_

Control: \_\_\_\_\_

Timer: \_\_\_\_\_ Timer Qty: \_\_\_\_\_

#### WARRANTY

Units carry a 5 year warranty on the enthalpic (ERV) core and a 5 year replacement parts warranty.

All units conform to CSA and UL standards

